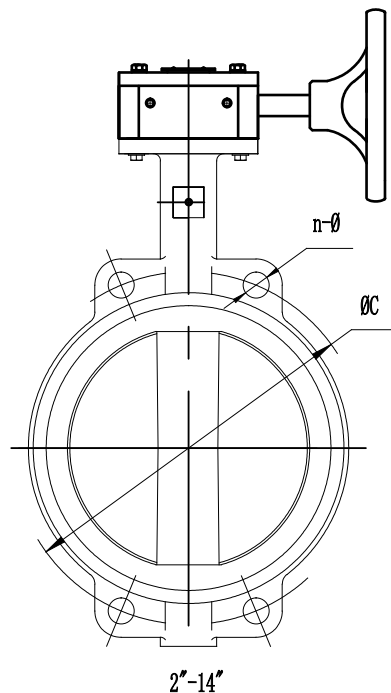
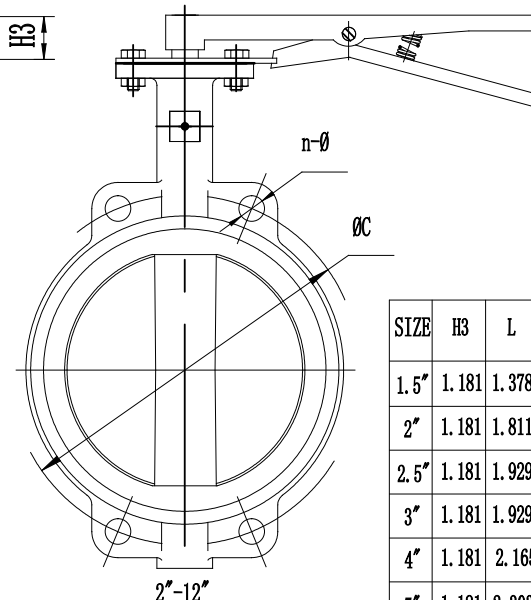
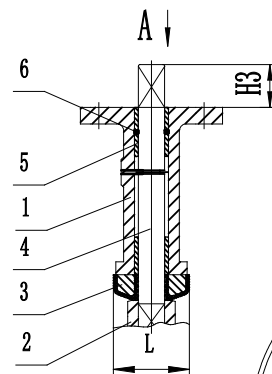


16"-16" above

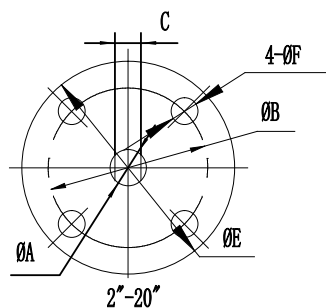


2"-14"

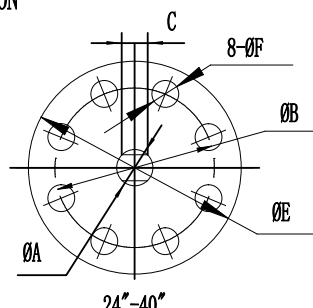


2"-12"

A DIRECTION



2"-20"



24"-40"

UNIT: inch

| SIZE | H3 | L | ØA | ØE | ØB | ØF | C | ANSI B16.1 | |
|------|-------|-------|-------|--------|-------|-------|-------|------------|-------------------------|
| | | | | | | | | ØC | n-Ø |
| 1.5" | 1.181 | 1.378 | 0.5 | 3.543 | 2.756 | 0.354 | 0.394 | 3.878 | 4-Ø0.63 |
| 2" | 1.181 | 1.811 | 0.5 | 3.543 | 2.756 | 0.354 | 0.394 | 4.744 | 4-Ø0.748 |
| 2.5" | 1.181 | 1.929 | 0.5 | 3.543 | 2.756 | 0.354 | 0.394 | 5.492 | 4-Ø0.748 |
| 3" | 1.181 | 1.929 | 0.5 | 3.543 | 2.756 | 0.354 | 0.394 | 6.004 | 4-Ø0.748 |
| 4" | 1.181 | 2.165 | 0.622 | 3.543 | 2.756 | 0.354 | 0.472 | 7.5 | 8-Ø0.748 |
| 5" | 1.181 | 2.303 | 0.75 | 3.543 | 2.756 | 0.354 | 0.551 | 8.504 | 8-Ø0.866 |
| 6" | 1.181 | 2.323 | 0.75 | 3.543 | 2.756 | 0.354 | 0.551 | 9.508 | 8-Ø0.866 |
| 8" | 1.413 | 2.52 | 0.874 | 4.921 | 4.016 | 0.433 | 0.669 | 11.752 | 8-Ø0.866 |
| 10" | 1.413 | 2.815 | 1.126 | 4.921 | 4.016 | 0.433 | 0.866 | 14.252 | 12-Ø0.984 |
| 12" | 1.413 | 3.189 | 1.252 | 5.906 | 4.921 | 0.512 | 0.945 | 17.008 | 12-Ø0.984 |
| 14" | 1.772 | 3.13 | 1.252 | 5.906 | 4.921 | 0.512 | 0.945 | 18.74 | 12-Ø1.142 |
| 16" | 2.008 | 3.543 | 1.311 | 8.268 | 6.496 | 0.866 | 1.063 | 21.24 | 16-Ø1.142 |
| 18" | 2.008 | 4.291 | 1.496 | 8.268 | 6.496 | 0.866 | 1.063 | 22.756 | 16-Ø1.26 |
| 20" | 2.52 | 5.315 | 1.62 | 8.268 | 6.496 | 0.866 | 1.26 | 25 | 20-Ø1.26 |
| 24" | 2.756 | 6.142 | 1.994 | 11.811 | 10 | 0.709 | 1.413 | 29.508 | 20-Ø1.378 |
| 28" | 2.835 | 6.654 | 2.49 | 11.811 | 10 | 0.709 | 1.752 | 34 | 4-1 1/4"-7 24-Ø1.378 |
| 30" | 2.835 | 6.811 | 2.49 | 11.811 | 10 | 0.709 | 1.752 | 36.004 | 4-1 1/4"-7 24-Ø1.378 |
| 32" | 3.268 | 7.677 | 2.49 | 11.811 | 10 | 0.709 | 1.752 | 38.5 | 4-1 1/2"-6 24-Ø1.614 |
| 36" | 3.031 | 8.307 | 2.923 | 11.811 | 10 | 0.709 | 2.047 | 42.756 | 4-1 1/2"-6 28-Ø1.614 |
| 40" | 3.346 | 8.819 | 3.315 | 11.811 | 10 | 0.709 | 2.362 | 47.244 | 4-1 1/2"-6 32-Ø1.614 |

* PLEASE SPECIFY MATERIAL WHEN PLACING YOUR ORDER.

| | | | |
|--|-------------------|--|-----------------|
| 6 | O-RING | NBR/BUNA-N | |
| 5 | BUSHING | PTFE | |
| 4 | STEM | SS410 | |
| 3 | SEAT | NBR, BUNA-N, EPDM | |
| 2 | DISC | DI CF8M(SS316) CF8(SS304) WCB CAST IRON A126 | |
| 1 | BODY | DI CF8M(SS316) CF8(SS304) WCB CAST IRON A126 | |
| NO. | PARTS NAME | MATERIAL | |
| TEST PRESSURE | HYDROSTATIC | SHELL | SEAL |
| | | 2"-12": 300PSI | 2"-12": 220PSI |
| | | 14"-24": 225PSI | 14"-24": 165PSI |
| | | 28"-40": 150PSI | 28"-40": 110PSI |
| STANDARD | INSPECTION & TEST | API598 | |
| | END STANDARD | ANSI B16.5 CL150 | |
| | DESIGN | API609 | |
| TITLE : WAFER BUTTERFLY VALVE 1.5"-40" | | | |
| 4E 4E VALVE | | | |